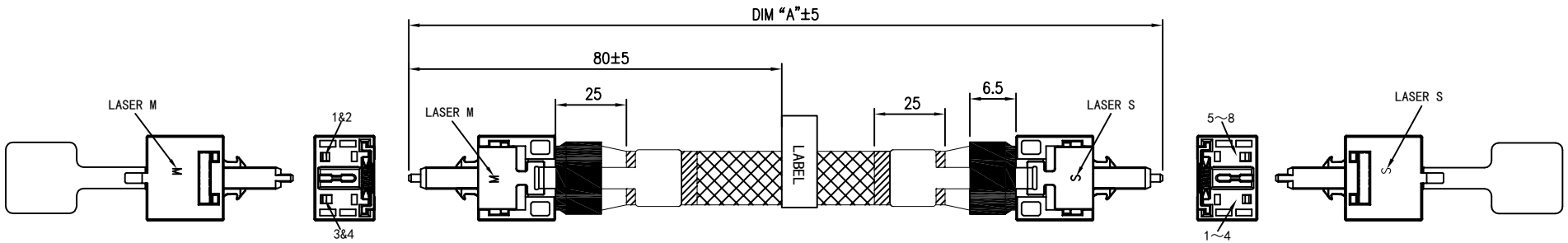

Signal Name	X1	WIRE TYPE	X2	Signal Name
P12V	1&2	UL3132 10AWG WIRE.RED	5~8	P12V
GND	3&4	UL3132 10AWG WIRE.BLACK	1~4	GND

LABEL DETIAL

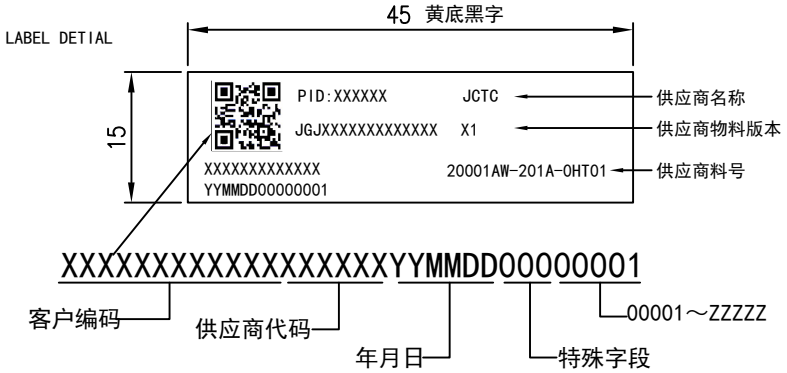

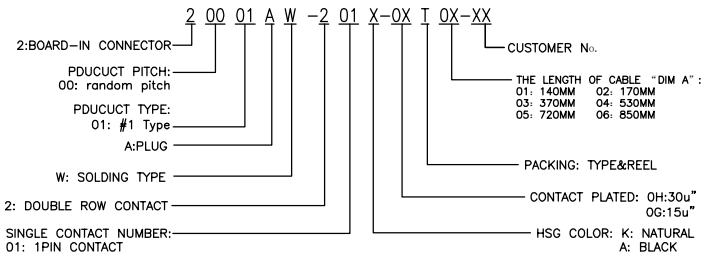

NOTES:
1.ALL CABLE ASSEMBLIES SHALL BE TESTED 100% FOR CONTINUITY AS DEFINED IN WIRING LIST.
2.UNLESS OTHERWISE SPECIFIED ALL CABLE ASSEMBLIES SHALL BE 100% HI-POT TESTED BY APPLYING 300V DC FOR MINIMUM OF 10mS, UNLESS ACTIVE COMPONENTS ARE USED IN THIS ASSEMBLY.
3.ALL CUSTOMER DRAWINGS ARE SUPPLIED WITH METRIC DIMENSIONS.
4.CONNECTOR ASSEMBIES SHOWN ARE FOR REFERENCE ONLY AND MAY NOT SHOW ALL PART DETAIL. REFERENCE CONNECTOR HOUSING DRAWINGS FOR COMPLETE DETAILS.

REV.	REVISION RECORD	DATE
A0	FIRST RELEASE	2024.10.19
A1	ADD THE CABLE	2024.11.25
A2	ADD THE LENGTH OF CABLE	2025.02.26

UNIT: MM
SIZE: A4

GENERAL TOLERANCES	
LINEAR	ANGLES
0.0±0.25	X° REF±6°
0.00±0.15	X° ±3°
0.000±0.08	X° X' ±2°

SCALE 1:1	NAME	DATE
APPROVED	Daniel	2025.02.26
DESIGNER	Jackie Tan	2025.02.26
DRAWN	Girder.Liang	2025.02.26

PART NO. 20001AW-201A-0HTXX

DWG NO. ENDE05

TITLE 40A PLUG POWER CABLE ASSY

JCTC®

REV A2 SHEET 1/1