环保物料

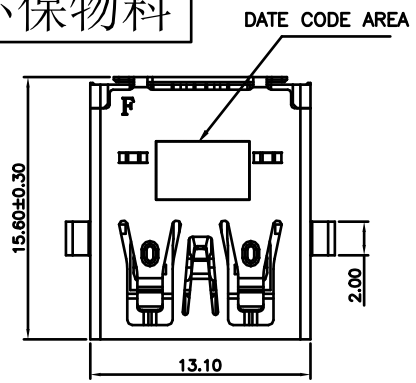

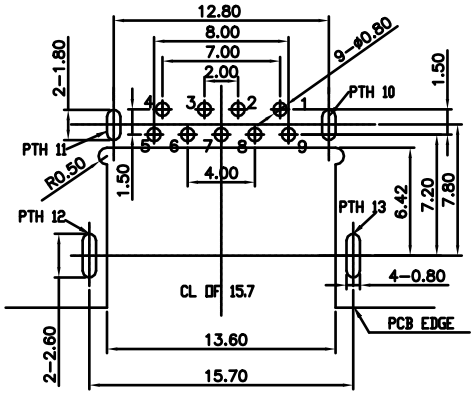

THICKNESS: 1.0mm
RECOMMENDED PCB LAYOUT
(TOP VIEW)

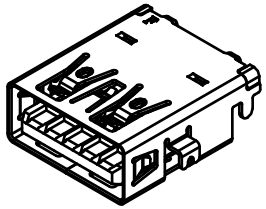

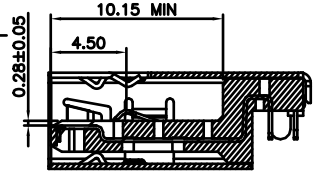

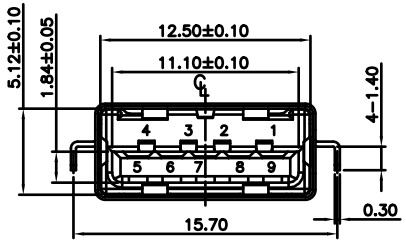

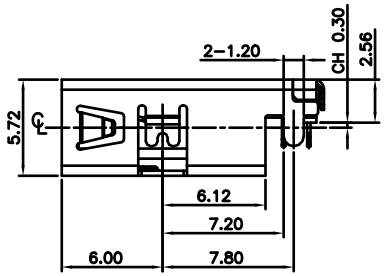

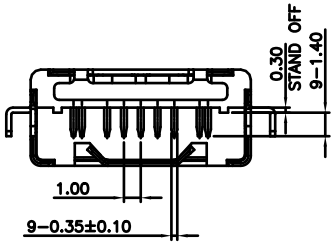

NOTE:
1.MATERIAL:
1.1 INSULATOR:PA9T BLACK UL 94 V-0
1.2 CONTACT(4pin):C5191 (T=0.20mm)
1.3 CONTACT(5pin):C2680 (T=0.20mm)
1.4 SHELL:SUS 304 (T=0.30mm)
2.ELECTRICAL CHARACTERISTICS;
2.1 CONTACTRESISTANCE:30mΩ MAXIMUM
2.2 CONTACT CURRENT RATING:1.5A
2.3 DIELECTRIC WITHSTANDING VOLTAGE:100 V R.M.S.
2.4 INSULATION RESISTANCE 100 MEGOHMS MIN
2.5 OPERATING TEMPEROTURE:-40°C ~ 85°C
3 MECHANICAL CHARACTERISTICS:
3.1 MATING FORCE:3.5kg MAX
3.2 UNMATED FORCE:1.02kg MIN
3.3 DURABILITY:MANDATORY:5,000 CYCLES
3.4 EXTRACTION FORCE:0.8kg MIN
4.PLATING
4.1 TERMINAL:
50u" MIN NICKEL ALL OVER
80u"MIN Tin ON SOLDER AREA
(1~30)u"Au ON CONTACT AREA
4.2 SHELL:50u"MIN.NICEL ALL OVER

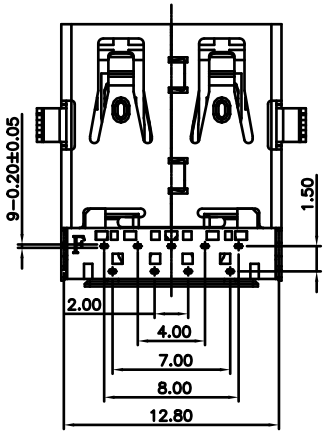

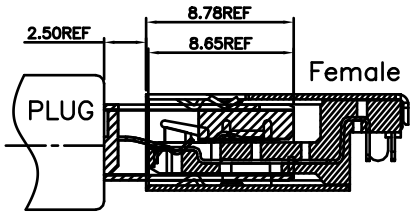

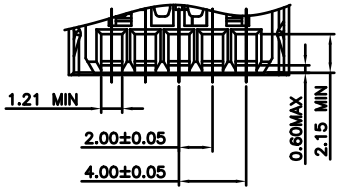

N3A-F C316 D R 9 A 3-A0 XX
1 2 3 4 5 6 7 8 9 10

1.N3A:USB 3.0 A TYPE
2.F:FEMALE
3.C316=沉板3.16mm
4.DIP
5.R:90°
6.9:9T
7.COLOR A:黑色
8.外壳脚 3:直脚
9.TYPE码: A0:不带翻边
10.Contact Area plating on contacts
01: G/F 03: Au 3u"
05: Au 5u" 10: Au 10u"
15: Au 15u" 30: Au 30u"

REV.	REVISION RECORD	DATE
A0	新图面发行	21.11.23
A1	按实物更新图面	23.06.19

GENERAL TOLERANCES	
LINEAR	ANGLES
±0.30	±2°
0.00±0.25	X° ±3°
0.000±0.15	X° X' ±2°

UNIT: MM
SIZE: A4

SCALE 1:1	NAME	DATE
APPROVED		
DESIGNER		
DRAWN	Dalan Dai	23.06.19

PART NO. N3A-FC316DR9A3-A0XX
DWG NO. ENDE05
TITLE USB 3.1 AF 90度 DIP 反向沉板 CH=-0.3 L=15.6 GEN2 10G

JCTC® TERMINAL&CONNECTORS

REV A1 SHEET 1/1