环保物料

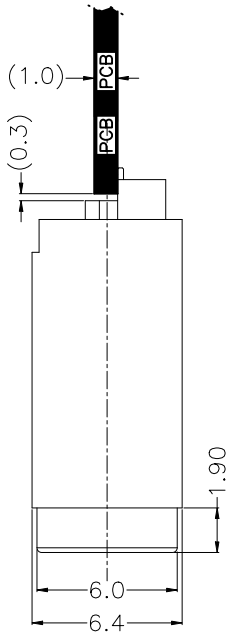

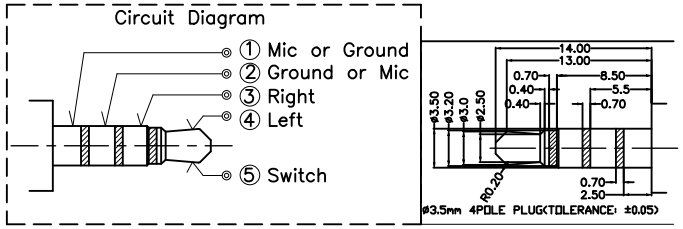

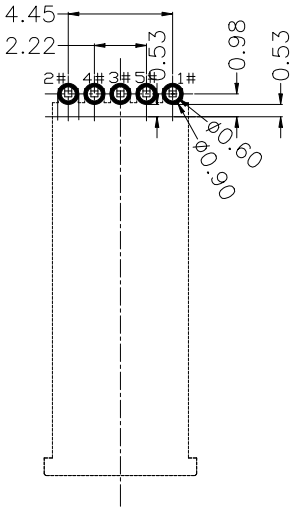

RECOMMEND PCB LAYOUT
TOLERANCE:±0.05

Notes:
1.Current Rating: 12V&1A max.
2.Contact Resistance: 50mOhms Max.(intial)
3.Insulation Resistance: 100M Ohms Min./500V DC
4.Dielectric Withstanding Voltage: 500V AC/1Minute
5.Mating Force: 35N Max, Withdrawal Force: 3N Min.
6.Sleeve Retention Force : 30N Min.
7.Durability: 5,000 Cycles
8.Operating Temperature:−25°C to+85°C

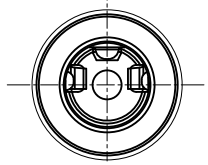

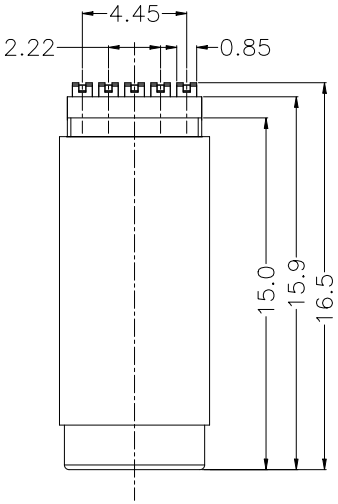

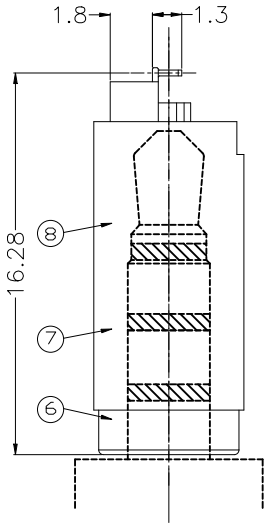

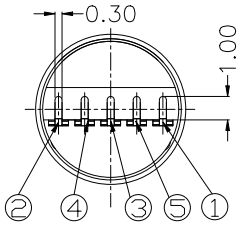

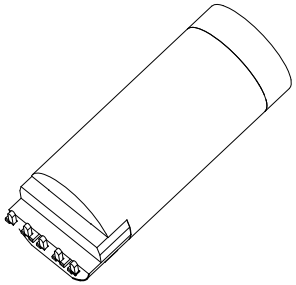

J0	−3	G00	G	V	0	5	9	0	−00	01
1	2	3	4	5	6	7	8	9	10	11

1.J0:DC JACK
2.3:ø3.5mm
3.G00=焊线
4.G:焊线式
5.V:180°
6.0:带外壳
7.5:5PIN
8. 9:9T
9.柱子/唛啦 0:无柱无唛啦
10.TYPE 码 00:
11.Contact Area plating on contacts
01: G/F

Item	Name	Material	Description
8	Cover	PA 9T	Black
7	Housing		
6	Sleeve	C2680	G/F Plated Overall.
5	Spring Contact	C5210	Sn On Solder&Contact Area;Ni Plated Overall.
4	Left Contact		
3	Right Contact		G/F On Contact Area Sn On Solder Tails Ni Plated Overall.
2	Ground Contact		
1	Mic Contact		

REV.	REVISION RECORD	DATE
A0	新图面发行	21.11.23
A1	更换图框发行	22.10.21

GENERAL TOLERANCES	
LINEAR	ANGLES
0.0±0.30	X° REF±6°
0.00±0.20	X° ±3°
0.000±0.10	X° X' ±2°

UNIT: MM
SIZE: A4

SCALE 1:1	NAME	DATE
APPROVED	Frey Yang	22.10.21
DESIGNER	Daniel Dong	22.10.21
DRAWN	CHX	22.10.21

PART NO. J0-3G00GV0590-0001
DWG NO. ENDE05
TITLE Φ3.5 AUDIO JACK

JCTC®
TERMINAL&CONNECTORS

REV A1 SHEET 1/1