ROHS 2.0 HF

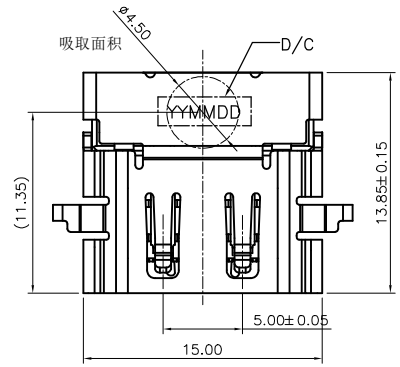

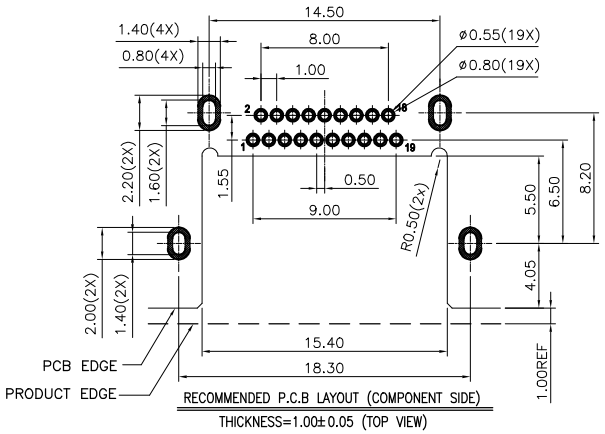

NOTES:
1. MATERIAL AND PLATING:
   Housing: LCP+30%G.F,UL94V-0,Black
   Contact: C2680, GOLD PLATING ON CONTACT AREA
   100u" MIN. MATTE TIN PLATING ON SOLDERTAILS
   50u" MIN. NICKEL UNDERPLATING OVER ALL
   Shell: SK7, 50u" MIN. NICKEL UNDERPLATING OVER ALL.
2. MECHANICAL CHARACTERISTIC
   Mating Force: 44.1N(4.5Kgf) max.
   Unmating Force: 9.8N~39.2(1~4Kg).
   Durability: 5,000 Cycles.
3. ELECTRICAL CHARACTERISTIC
   Current Rating: 0.5A Max.
   Voltage Rating: 40V AC Max.
   Contact Resistance: 30m Ohm Max.
   Insulation Resistance: 100M Ohm Min(unmated)
   10M Ohm Min(mated)
   Dielectric Withstanding Voltage: 500V AC Min
4. TEMPERATURE
   Openrating Temperature: -40°C~+85°C
   Storage Temperature: -60°C~+105°C
5. Dimension marked △ should 100% CCD inspecte
   Dimension marked △ should CPK>1.33
   Dimension marked ★ should SIP inspecte by QC and IQC
6. ORDER INFORMATION:

HA-	F	E060	D	R	-E1	01
1	2	3	4	5	6	7

1.HA:HDMI A TYPE
2.F:FEMALE
3.E060=反向中心高-0.60mm
4.D:DIP
5.R:90°
6.TYPE码:E1:正常规格
7.Contact Area plating on contacts
01: G/F

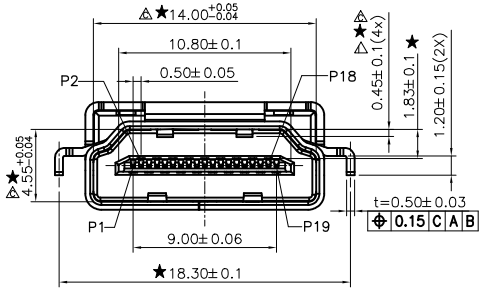

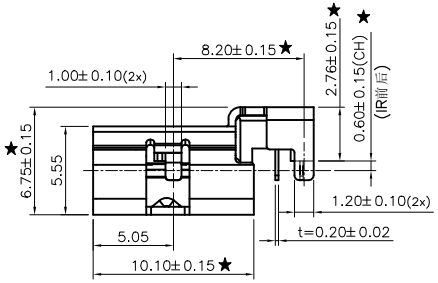

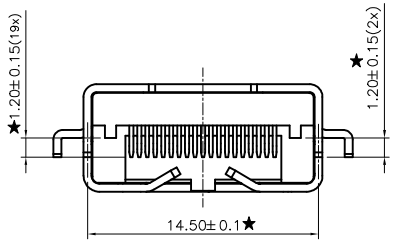

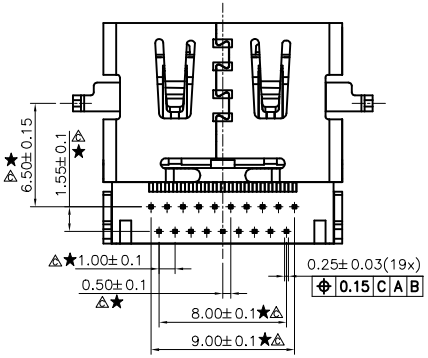

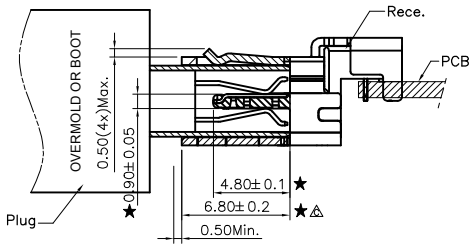

Mated Condition

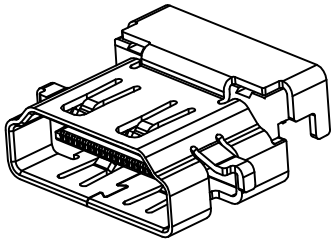

HDMI TYPE A PIN ASSIGNMENT

PIN	Signal Assignment	PIN	Signal Assignment
1	TMDS Data2+	11	TMDS Clock Shield
2	TMDS Data2 Shield	12	TMDS Clock-
3	TMDS Data2-	13	CEC
4	TMDS Data1+	14	Utility
5	TMDS Data1 Shield	15	SCL
6	TMDS Data1-	16	SDA
7	TMDS Data0+	17	DDC/CEC Ground
8	TMDS Data0 Shield	18	+5V Power
9	TMDS Data0-	19	Hot Plug Detect
10	TMDS Clock+		

REV.	REVISION RECORD	DATE
A0	新图面发行	24.05.09

UNIT: MM
SIZE: A4

GENERAL TOLERANCES	
LINEAR	ANGLES
0.0±0.30	X° REF±6°
0.00±0.25	X° ±3°
0.000±0.10	X° X' ±2°

SCALE 1:1	NAME	DATE
APPROVED	Frey Yang	24.05.09
DESIGNER	Daniel Dong	24.05.09
DRAWN	Micky Ma	24.05.09

PART NO. HA-FE060DR-E101

DWG NO. ENDE05

TITLE HDMI A/F REVERSE,SINKING,C/H=-0.60MM

JCTC®

REV A0 SHEET 1/1