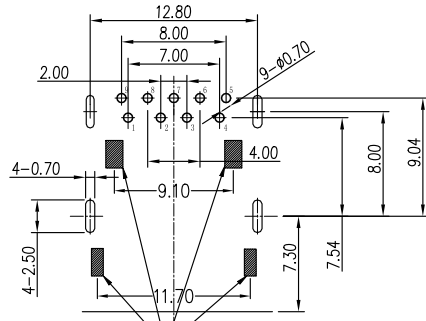
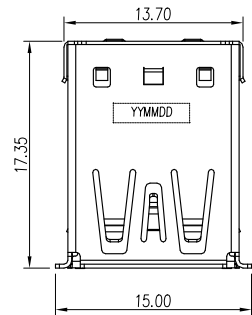
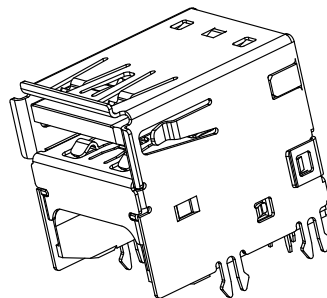
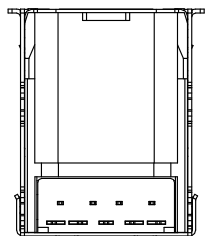
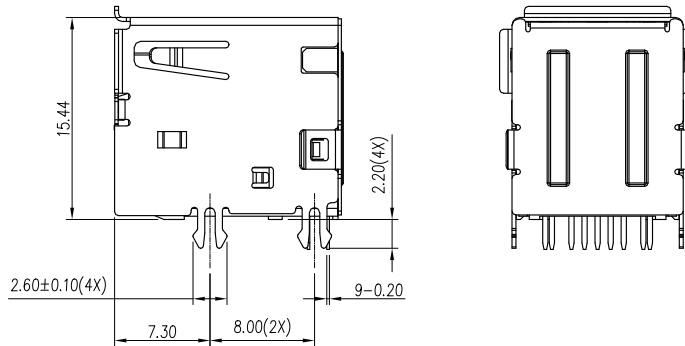
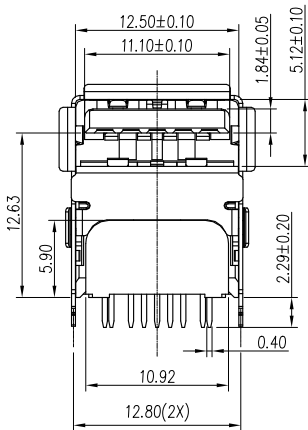


RoHS 2.0+HF

检验规范



STANDOFF OFF, NO TRACE IN THE AREA  
RECOMMEND P.C.B LAYOUT (TOLERANCES ±0.05mm)  
(COMPONENT SIDE) THICKNESS=1.6mm



NOTE:  
1.MATERIAL:

- 1.1 HOUSING: PA9T BLUE/BLACK UL94-V0;
- 1.2 MOLDING HOUSING: PA9T BLUE/BLACK UL94-V0;
- 1.3 CONTACT3.0: C2680
- 1.4 CONTACT2.0: C5191
- 1.5 FRONT SHELL: SUS
- 1.6 BACK SHELL: SUS

2.PLATING SPECIFICATION:

- 2.1 USB 3.0 TERMINAL:  
Ni 50u"Min. UNDER PLATED,  
Au 1/15/30 PLATED ON THE CONATCT AREA.  
AND MATTE TIN100u"Min. PLATED ON THE SOLDER TALL.
- 2.2 FRONT SHELL: Tin PLATING ONLY AT KINKS 40u"Min
- 2.3 BACK SHELL: CLEANING.

3.MECHANICAL CHARACTERISTICS:

- 3.1 INSERTION FORCE: 35N Max.
- 3.2 WITHDRAWAL FORCE: 9.8N MIN INITIAL, 8N MIN, FOR AFTER TEST
- 3.3 DURABILITY: 5,000 CYCLES
- 3.4 OPERATING TEMPERATURE: -55°C TO +85°C.
- 3.5 RECOMMENED PROCESS: WAVE SOLDER 260°C, 3~5 SEC.

4.ELECTRICAL CHARACTERISTICS:

- 2.1 CONTACT RESISTANCE: 30mΩ Max FOR INITIAL.
- 2.2 CONTACT CURRENT RATING: 1.8A FOR VBUS AND GND PIN;  
OTHER PINS: 0.25A/PIN
- 2.3 DIELECTRIC WITHSTANDING VOLTAGE: 100V AC R.M.S.
- 2.4 INSULATION RESISTANCE 100MΩ Min
- 5. Salt Spray 24H Min

7 00 01 W 9 - 0 09 A - 0G T F2  
1 2 3 4 5 6 7 8 9 10 11

- 1. 7: I/O类
- 2. 00: 不规则pitch
- 3. 01: USB A TYPE
- 4. W: 插座
- 5. 9: DIP 90°
- 6. 0: NA
- 7. 09: 9PIN
- 8. A: 黑色
- 9. 0G: 15u"
- 10. T: 无卤盘装
- 11. F2: 流水码

Contact Number	Signal Name
PIN1	VBUS
PIN2	D-
PIN3	D+
PIN4	GND
PIN5	StdA_SSRX-
PIN6	StdA_SSRX+
PIN7	GND_DRAIN
PIN8	StdA_SSTX-
PIN9	StdA_SSTX+
Shell	Shield

版次REV.	日期 DATE	变更内容 DESCRIPTION	审核CHK.	核准APPD.
A1	2024.03.28	Change picture frame issue	Daniel Dong	Frey Yang
A0	2019.06.02	New map issued	Daniel Dong	Frey Yang

一般公差 GENERAL TOLERANCE			
X.X	±0.35	X°	±6°
X.XX	±0.25	X.X°	±3°
X.XXX	±0.15	▲ MAJOR DIM.	
单位 UNIT	mm		

绘图 DR.	审核 CHK.	核准 APPD.

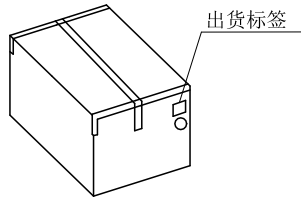
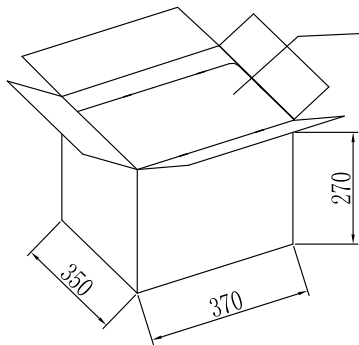
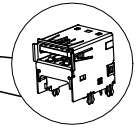
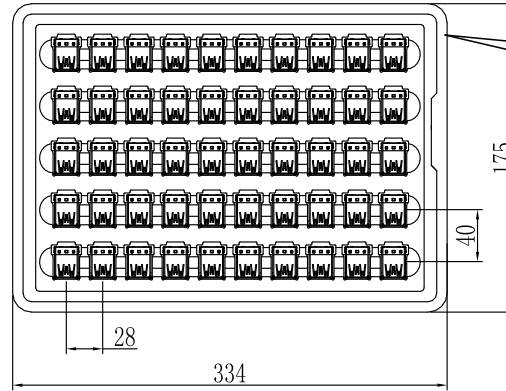
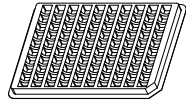
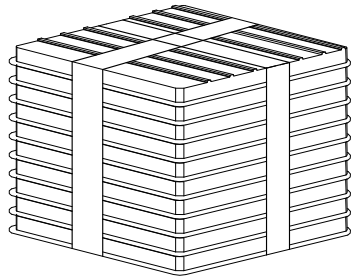
料号 PART NO.	文件编号 NUMBER
70001W9-009A-0GTF2	ENDPW03
品名TITLE	
USB 3.1 high single-layer DIP	

比例SCALE	SHEET	版次REV.
1:1	1/1	A1



RoHS 2.0+HF

包装规范



外箱用透明胶纸带封“工”字型。  
按要求粘贴产品或其它标签。

50	20	1000 PCS	--KG	--KG
PCS/ TRAY	TRAYS/ CARTON	QUANTITY	GROSS WEIGHT	NET WEIGHT

					一般公差 GENERAL TOLERANCE		绘图 DR.	料号 PART NO.		文件编号 NUMBER				
					X.X ±0.35	X° ±6°		PK-70001W9-009A-0GTF2		ENDPW10				
A1					X.XX ±0.25	X.X° ±3°	审核 CHK.	品名 TITLE			比例 SCALE		SHEET	版次 REV.
AO					X.XXX ±0.15	▲ MAJOR DIM.		USB 3.1 high single-layer DIP (包装图)				1:1		
版次 REV.	日期 DATE	变更内容 DESCRIPTION	审核 CHK.	核准 APPD.	单位 UNIT	mm		核准 APPD.						

A

B

C

D

E

F